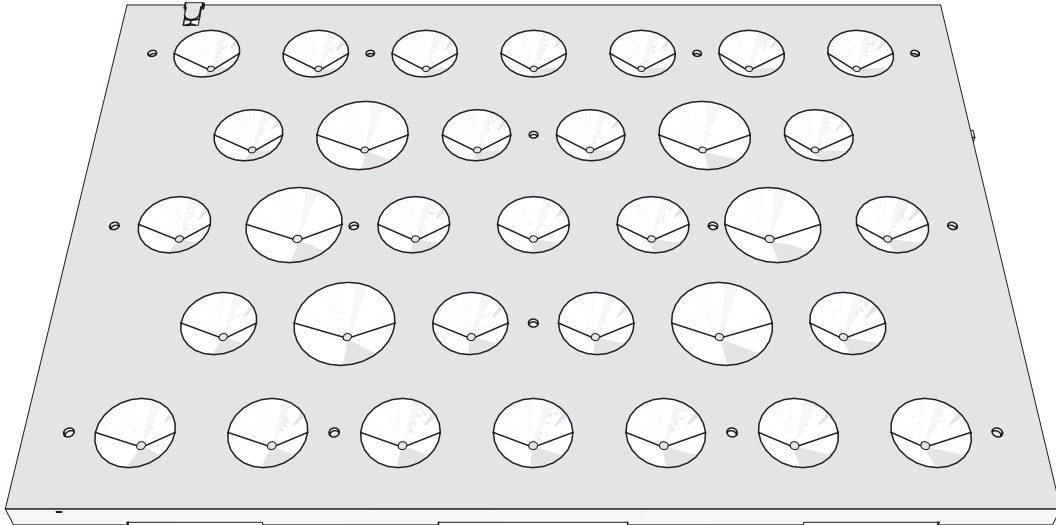




Bonsai Hero

Manual
100W



Thank you for purchasing a HansPanel. You now own a very powerful product, HansPanel has one of the highest efficiencies available on our planet today. It enables you to grow all kinds of vegetables and flowers in your own home, no matter which season it is, with an absolute minimal use of electricity.

Precautions:

- Please keep the panel dry and clean. To achieve the highest efficiency, the leds are unprotected. So it is unadvisable to spray any form of dust or liquid over the panel, it can lead to light loss or serious damage.
- Please make sure the panel is properly connected to the power supply before connecting the power supply to the mains voltage and switching the panel On. If this order is reversed, by first connecting the power supply to the mains voltage and afterwards connecting the panel to the power supply, damage might appear to the panel.
- Please switch the panel Off by disconnecting the power supply from the mains voltage.
- Please ensure the fan is not covered by any material, it needs a free airflow.

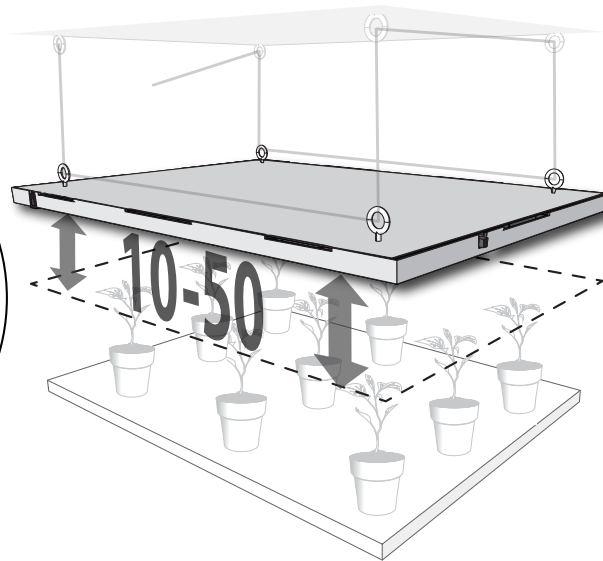
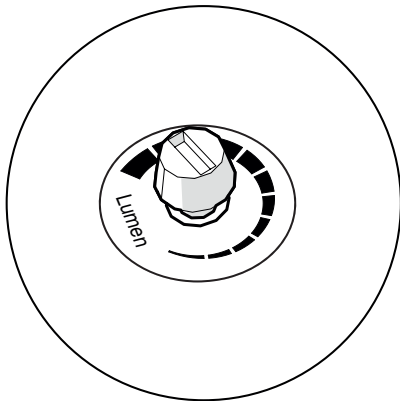
Maintenance:

- You can use a soft cloth and gently swipe the panel clean, if needed.
- To clean the soft domes of the Leds, carefully use a Q-tip, cotton swab, that's has been dripped with window glass cleaner. Please be aware the Led-domes are rather fragile, damaged domes are not covered by warrantee.

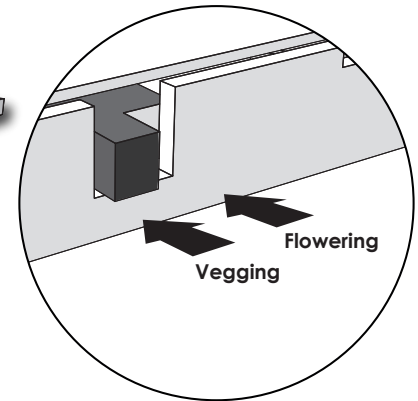
Usage:

- Install the panel so that most of the Ledlight will reach the plants, covering the walls of your grow-area with reflective foil or white paint might improve this.
- The switch on the side of the panel has 2 positions, each of these activates a different number of Leds. The sticker on top of the panel shows which position is used:
 - Low position is for plants that are growing rapidly, until the forming flowers or fruit has become dominant. Total power consumption about 50 watt. Recommended distance to canopy 10 to 50 cm.
 - Full flower phase, is the highest setting, it is for plants to are fully forming fruit or flowers. All leds will be activated, total power consumption about 100 watt. Recommended distance to canopy 10 to 50 cm.

Light Intensity Trimmer



Light position switch



Specifications:

- ALL CREE 85 Watt XPE-2 and XTE-AWT LED Power, total power consumption max 100 Watt
- PPFD 429 μMol at 30 cm
- 2 selectable positions; (1) Seedlings, mothers and early weeks of flowering, and (2) Full flowering position. Easily selectable by Switch
- 4 Cree XPEBRY Royal Blue, 15 Cree XPEBRD 801 Red, 6 Cree XPEBRO 801, 2 Cree XTEAWT White and 6 Cree XPEPHR DeepRed Led's
- Light level adjustable from 0-100%
- Metal Core PCB for the very best cooling
- No light losses caused by glass or plastic barriers in front of the Led's
- External waterproof power supply, no heat contribution to the Led's, power supply with 2 meter cable, easily unpluggable
- Panel size 26 cm * 38 cm * 4 cm, 10" * 15" * 1.6"
- Hanging kit included
- EU, USA or UK power supply included
- Reflector easily demountable for cleaning
- Solid construction, simple industrial design
- Very quiet, only -50 dB at 60 cm, smart fan is controlled by temperature

Warranty:

- Your HansPanel has a 2 year full warranty, please contact us by email if a malfunction appears.



Bonsai Hero

van Diemenstraat 410
1013CR Amsterdam
Netherlands
+31 (0)20 6383788
sales@bonsaihero.com